

JUMANJI 2020



Science Lesson 1 : Afterimages

Science Lesson 2 :

Science Lesson 3 :

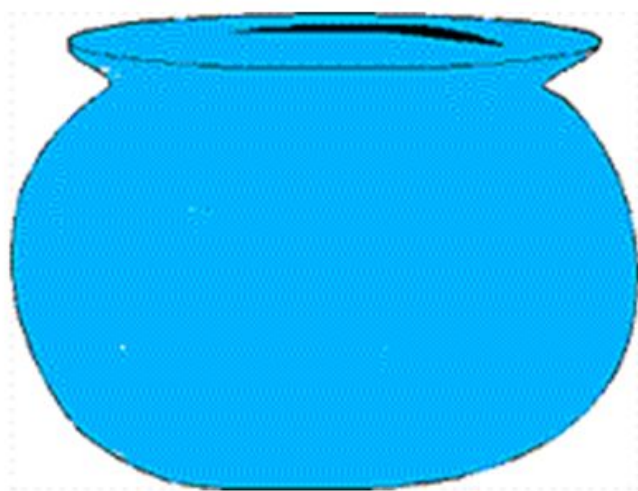
Science Lesson 4 :



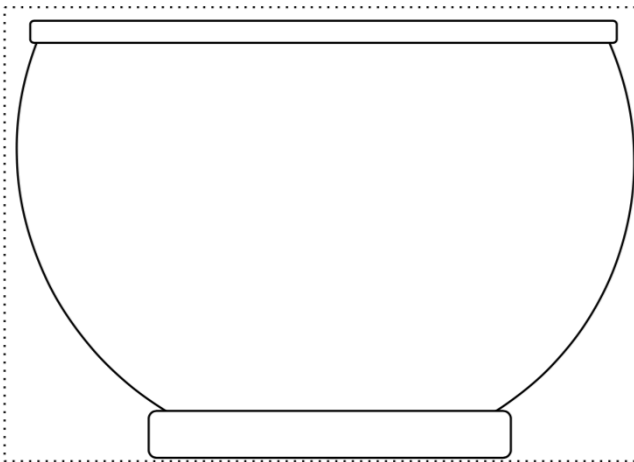
Science Lesson 5 :

Science Lesson 6 :

Afterimages

Can you put the fish in the bowl? Try this. Stare at the yellow stripe in the middle of the fish in the picture below for about 15-30 sec. Then move your gaze to the fish bowl. You should see a fish of a different color in the bowl. It helps if you keep your head still and blink once or twice after you move your eyes to the bowl. The afterimage will last about five seconds.





Cut out the template, and then color it in if you like .

Fold the template in half .

Slit open the end of a straw using scissors (optional). This is to help the end of the straw to lie flatter once stapled.

Staple the straw into the centre of the template, and staple the edge closed.

And spin like the teens did in the Happy Kids video



NSF ANTARCTICA VIDEO TRANSMISSION NRO-V

Now this Friday we don't know who is Among Us .

One crewmate has been replaced by a parasitic shapeshifter. Their goal is to eliminate the rest of the crew before the ship reaches home. The Impostor will sabotage the ship, sneak through vents, deceive, and frame others to remain anonymous and kill off the crew.

While everyone is fixing up the ship, no one can talk to maintain anonymity. Once a body is reported, the surviving crew will openly debate who they think The Impostor is. The Impostor's goal is to pretend that they are a member of the crew. If The Impostor is not voted off, everyone goes back to maintaining the ship until another body is found. If The Impostor is voted off, the crew wins!